

The Regenerative Effect of Bone Marrow-Derived Stem Cells on Cell Count and Survival in Acute Radiation Syndrome

Seyed Mahmood Reza Aghamir¹, Davood Mehrabani², Masoud Amini³, Mohammad Amin Mosleh-Shirazi⁴, Samaneh Nematollahi⁵, Fatemeh Shekoohi-Shooli¹, Seyed Mohammad Javad Mortazavi⁶, Iman Razeghian Jahromi²

1. Department of Radiology and Radiotherapy, School of paramedical, Shahid Beheshti University of Medical Science, Tehran, Iran;
2. Stem Cell and Transgenic Technology Research Center, Shiraz University of Medical Sciences, Shiraz, Iran;
3. Department of Surgery, School of Medicine, Shiraz University of Medical Sciences, Shiraz, Iran;
4. Department of Radiotherapy, Nemazee Hospital, Shiraz University of Medical Sciences, Shiraz, Iran;
5. Department of Biostatistics, School of Medicine, Shiraz University of Medical Sciences, Shiraz, Iran;
6. Ionizing and Non-Ionizing Radiation Protection Research Center, Shiraz University of Medical Sciences, Shiraz, Iran

*Co-Corresponding Authors:

Fatemeh Shekoohi-Shooli, MSc; MSc student of Radiobiology and Radiation Protection of Department of Radiology and Radiotherapy, School of Paramedical, Shahid Beheshti University of Medical Sciences, Tehran, Iran

E-mail: f.shekoohi@sbmu.ac.ir

Seyed Mohammad Javad Mortazavi, PhD;

Professor of Medical Physics, Medical Physics and Engineering, School of Medicine, Shiraz University of Medical Sciences, Shiraz, Iran

E-mail: mmortazavi@sums.ac.ir

Received: February 1, 2016

Revised: April 30, 2016

Accepted: May 10, 2016

DEAR EDITOR

Acute radiation syndrome (ARS) is called as radiation sickness or radiation toxicity caused by abnormally high exposure to ionizing radiation in a very short period of time.¹ High doses of ionizing radiation are able to contribute to detrimental systemic effects in different organs.² In treatment of patients with ARS, physicians have used growth factors, cytokines and bone marrow transplantation.³ Mesenchymal stem cells (MSCs) have the potential for multilineage differentiation.^{4,5} Bone marrow-derived stem cells (BMSCs) are the most well-known type of the mesenchymal stem cells used with safety and efficacy in several diseases such as ARS.¹ The present study assessed the regenerative effect of bone marrow-derived stem cells on cell count and survival in Acute Radiation Syndrome.

For MSC culture, both femoral and tibial bones from male mice were removed and after removal of muscular and connective tissues, the bones were cut at both ends and the bone marrow was flushed out into a 15 ml falcon tube filled with Dulbecco's Modified Eagle Medium (DMEM; Biovet, Bulgaria) and 1% penicillin streptomycin (Sigma, USA) and centrifuged at 1200 rpm for 5 minutes. The precipitate was cultured in 25 cm² flasks containing DMEM supplemented with 10% fetal bovine serum (FBS; Biovet, Bulgaria), 1% L-glutamine (Sigma, USA) and 1% penicillin and streptomycin. The culture flasks were transferred into CO₂ incubator while the medium was changed every 3 days.

The adherent cells were subcultured until passage 5 while they were counted for survival rate. The osteogenic was evaluated with Alizarin Red staining (Sigma, USA). RT-PCR was conducted to evaluate the expression of MSC markers. Forty 8-12 weeks male mice were randomly divided into 2 equal groups. Group A received no BMSCs but group B underwent 150×10³ cells of passage 5 in 150 µl medium of BMSC transplantation intravenously into the tail, 24 hours after γ irradiation. Both groups were irradiated with 10 Gy (dose rate .286 Gy/ min) ⁶⁰Co, during 35 minutes with a field size of 35×35 for all the body area.

BMSCs were plastic adherent and spindle-shape (Figure 1) and expressed CD90 marker but not CD34 and CD45 (Figure 2). Culture of BMSCs in osteogenic media lead to osteogenic differentiation of these cells (Figure 3). A significant increase was noticed for the number cells in bone marrow in group B

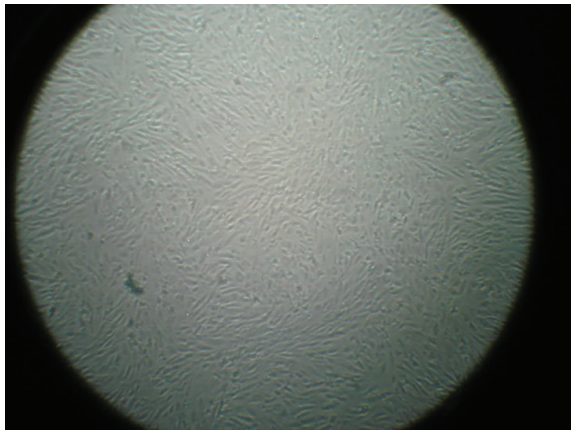


Fig. 1: Bone marrow-derived stem cells in 3rd passage.

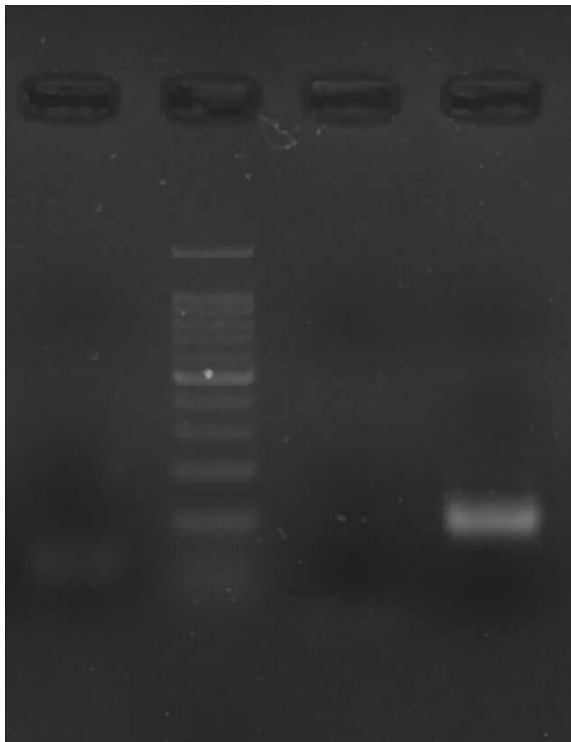


Fig. 2: RT-PCR with positive expression of CD90 and absence of CD34 and CD45 (Ladder, CD90, CD34, 3: CD45).

when compared to group A, one week after γ irradiation ($p=0.0001$, Table 1). The mortality rate one and two weeks after γ irradiation was demonstrated in Table 2.

BMSCs were shown to differentiate into various cells, and secrete cytokine and growth

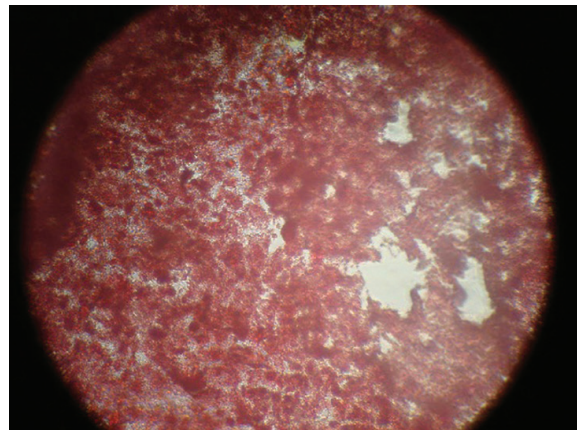


Fig. 3: Alizarin red staining with osteogenic differentiation of bone marrow-derived stem cells.

factors, and have immunomodulatory properties through paracrine and endocrine mechanisms in injured tissue.⁶ Eaton *et al.* showed that MSC therapy can be effective for acute radiation syndrome due to the fact that MSCs have immunomodulatory properties.⁷ Guo *et al.* in a 32-year-old man who was exposed to whole body dose of 14.5 GY γ - radiation concluded that cell therapy was an effective approach and significantly decreased mortality rate.⁸ Lange *et al.* found that systemic administration of MSCs had healing effects in ARS and managed radiation.³ Chapel *et al.* revealed that MSCs can migrate to the site of injury and repair the injured tissue.⁹ The therapeutic use of compact of BMSCs was shown to reduce the injury and increase the survival rate after lethal whole body irradiation.^{10,11}

These studies confirm our findings demonstrating that BMSCs reduced the detrimental effects of radiation and increased the survival rate in ARS. Based on our findings, BMSCs can be recommended in reduction of detrimental effects of ARS and decreasing the mortality after exposure to γ irradiation.

ACKNOWLEDGEMENTS

This work was supported by Stem Cell and Transgenic Technology Research Center, Shiraz

Table 1: Cell count in bone marrow one week after γ irradiation.

Variable	No.	Cell count of bone marrow (Mean \pm SD)
Group A (no receive BM-MSCs)	6	$1.77 \times 10^7 \pm 20 \times 10^6$
Group B (receive BM-MSCs)	6	$2.47 \times 10^7 \pm 2 \times 10^6$
<i>p</i> value		0.0001

Table 2: Mortality rate one and two weeks after γ irradiation.

Group	Time (day)	No.	Status
A	1	2	Dead
	3	1	Dead
	4	2	Dead
	8	2	Dead
	9	3	Dead
	10	2	Dead
B	1	2	Dead
	3	1	Dead
	11	1	Dead

University of Medical Sciences, Shiraz, Iran. Authors also wish thanks the support Leo E Gerweck.

CONFLICT OF INTEREST

The authors declare no conflict of interest.

KEYWORDS

Acute radiation syndrome; Mesenchymal stem cells; Bone marrow; Survival; Cell count

Please cite this paper as:

Aghamir SMR, Mehrabani D, Amini M, Mosleh-Shirazi MA, Nematollahi S, Shekoohi-Shooli F, Mortazavi SMJ, Razeghian Jahromi I. The Regenerative Effect of Bone Marrow-Derived Stem Cells on Cell Count and Survival in Acute Radiation Syndrome. *World J Plast Surg* 2017;6(1):111-113.

REFERENCES

- Hu K, Sun Q, Guo M, Ai H. The radiation protection and therapy effects of mesenchymal stem cells in mice with acute radiation injury. *Br J Radiol* 2010;**83**:52-8.
- Meineke V, Fliedner T. Radiation-induced multi-organ involvement and failure: challenges for radiation accident medical management and future research. *Br J Radiol* 2014;**27**:196-200.
- Lange C, Brunswig-Spickenheier B, Cappallo-Obermann H, Eggert K, Gehling UM, Rudolph C, Schlegelberger B, Cornils K, Zustin J, Spiess AN, Zander AR. Radiation rescue: mesenchymal stromal cells protect from lethal irradiation. *PloS One* 2011;**6**:1-12.
- Girlovanu M, Susman S, Soritau O, Rus-Ciuca D, Melincovici C, Constantin AM, Mihu CM. Stem cells - biological update and cell therapy progress. *Chujul Med* 2015;**8**:265-71.
- Mehrabani D, Mojtahed Jaber F, Zakerinia M, Hadianfard MJ, Jalli R, Tanideh N, Zare Sh. The healing effect of bone marrow-derived stem cells in knee osteoarthritis: a case report. *World J Plast Surg* 2016;**5**:164-170.
- Mehrabani D, Mehraban G, Zare S, Manafi A. Adipose-derived stem cells (ADSC) and aesthetic medicine: a mini review. *World J Plast Surg* 2013;**22**:65-70.
- Eaton EB, Varney TR. Mesenchymal stem cell therapy for acute radiation syndrome: innovative medical approaches in military medicine. *Mil Med Res* 2015;**2**:2-9.
- Guo M, Dong Z, Qiao J, Yu C, Sun Q, Hu K, Liu G, Wei L, Yao B, Man Q, Sun X, Liu Z, Song Z, Yu C, Chen Y, Luo Q, Liu S, Ai HS. Severe acute radiation syndrome: treatment of a lethally ^{60}Co -source irradiated accident victim in China with HLA-mismatched peripheral blood stem cell transplantation and mesenchymal stem cells. *J Radiat Res* 2013;**55**:205-9.
- Chapel A, Bertho JM, Bensidhoum M, Fouillard L, Young RG, Frick J, Demarquay C, Cuvelier F, Mathieu E, Trompier F, Dudoignon N, Germain C, Mazurier C, Aigueperse J, Borneman J, Gorin NC, Gourmelon P, Thierry D. Mesenchymal stem cells home to injured tissues when co-infused with hematopoietic cells to treat a radiation-induced multi-organ failure syndrome. *J Gene Med* 2003;**5**:1028-38.
- Shukai Q, Hanyun R, Yongjin S, Wei L. Allogeneic compact bone-derived mesenchymal stem cell transplantation increases survival of mice exposed to lethal total body irradiation: a potential immunological mechanism. *Chin Med J* 2014;**127**:475-82.
- Mortazavi SMJ, Shekoohi-Shooli F, Aghamir SMR, Mehrabani D, Dehghanian AR, Zare S, Mosleh-Shirazi MA. The healing effect of bone marrow-derived stem cells in acute radiation syndrome. *Pak J Med Sci* 2016;**32**:1-6.